

metzeler.com



HUTCHY & RACETEC™ RR RULING THE ROAD.



COMPLETE RANGE
MOTORCYCLE TYRES
2016

METZELER
SHARING INDEPENDENCE



Ian Hutchinson takes 3 IOM TT victories in 2015 with RACETEC™ RR, 2015 MCN Tyre of the Year! METZELER Road Racing technology, a family of products to give total confidence wherever you ride.
Feel the RRace, Feel the RRoad.



METZELER
SHARING INDEPENDENCE



Racetec™
RR

Range

APPLICATION CHART & SEGMENT DEFINITION	4
RACING	8
SUPERSPORT	12
SPORT TOURING	14
CLASSICTOURING	18
CLASSIC	20
CUSTOM TOURING	22
ENDURO STREET	26
ENDURO ON/OFF	28
ENDURO F.I.M.	31
MOTOCROSS	32
SCOOTER	34

follow metzelmoto




NO MATTER THE SEASON. NO MATTER THE WEATHER.


TAKE *the* ROAD

WITH
ROADTEC™ 01

ROADTEC™ 01 IS THE NEW SPORT TOURING RADIAL TYRE OF THE METZELER FAMILY.
WITH GREAT GRIP ON ALL SURFACES AND INCREDIBLE MILEAGE,
ROADTEC™ 01 WILL BE THE OFFICIAL PARTNER OF EVERY JOURNEY WITH YOUR MOTORCYCLE.
FROM COMMUTING TO LONG DISTANCE.

JOIN THE JOURNEY AT METZELER.COM


METZELER.COM








PROFESSIONAL RACING

	SUPERBIKE	SUPERSPORT	SUPERMOTO
NHS - DRY	RACETEC™ RR SLICK		RACETEC™ SM
NHS - RAIN	RACETEC™ RAIN		RACETEC™ RAIN (K1 - Supermoto)
DOT - DRY	RACETEC™ RR (K1/K2)		

LEISURE RACING AND TRAINING

NHS - DRY	RACETEC™ RR COMPK SLICK	RACETEC™ SM
NHS - RAIN	RACETEC™ RAIN	RACETEC™ RAIN (K1 - Supermoto)
DOT - DRY	RACETEC™ RR (K3)	

Grip	Handling	Mileage	Wet Performance	Comfort
				

SUPERSPORT, SPORT AND SPORT TOURING RADIAL

RACETEC™ RR	5	6	2	1	2
SPORTREC™ M7 RR	5	5	4	4	4
ROADTEC™ 01	4	4	6	6	5
TEC™ 28 INTERACT™	4	4	5	5	5

CLASSIC SPORT AND CLASSIC TOURING

SPORTEC™ KLASSIK	3	3	4	4	3
LASERTEC™	2	3	3	3	3

CRUISER, CUSTOM AND HEAVY TOURING

ME 888 MARATHON™ ULTRA	3	4	6	3	6
ME 880 MARATHON™	3	3	5	3	6

6 - Extraordinary | 5 - Excellent | 4 - Very Good | 3 - Good | 2 - Moderate | 1 - Sufficient

RACING

Page 8 - 11

SUPERSPORT

Page 12 - 13

SPORT TOURING

Page 14 - 17

CLASSIC TOURING

Page 18 - 19

CLASSIC

Page 20 - 21

CUSTOM TOURING

Page 22 - 25

	ON ROAD					OFF ROAD			
	Grip	Handling	Mileage	Wet Performance	Comfort	Gravel	Trail	Sand	Competition
TOURANCE™ NEXT	■ ■ ■ ■ 5	■ ■ ■ ■ 5	■ ■ ■ ■ 5	■ ■ ■ ■ 6	■ ■ ■ 4	■ 2	■ 2		
TOURANCE™	■ ■ ■ 4	■ ■ ■ 4	■ ■ ■ 4	■ ■ ■ 4	■ ■ 3	■ 2	■ 2		
ENDURO 3 SAHARA	■ ■ 3	■ ■ 3	■ ■ 3	■ ■ 3	■ 2	■ ■ 3	■ ■ 3	■ 2	
KAROO™ 3	■ ■ 3	■ ■ 3	■ 2	■ 2	■ 2	■ ■ 4	■ ■ 4	■ 3	■ 2
MCE 6 DAYS EXTREME						■ ■ 4	■ ■ ■ 5	■ ■ 4	■ ■ ■ 6
6 - Extraordinary 5 - Excellent 4 - Very Good 3 - Good 2 - Moderate 1 - Sufficient									

	Soft	Soft/Medium	Intermediate	Mid/Hard	Hard
	sand, mud	soil, grass, sandy, loose	grass, dry, solid, hard	loose surface, stones	rocky
MC 4™					
MC 5™					
MC 6™					
UNICROSS™					

ENDURO STREET

ENDURO 1 | ENDURO 2 | TOURANCE™ | TOURANCE™ NEXT

Page 26 - 27

ENDURO ON/OFF

ENDURO 3 SAHARA | KAROO™ 3

Page 28 - 29

ENDURO F.I.M.

MCE 6 DAYS EXTREME

Page 31

MOTOCROSS

MC 4™ | MC 5™

MC 6™ | UNICROSS™

Page 32 - 33

SCOOTER

FEELFREE™ | FEELFREE™ WINTEC

Page 34 - 35

SCOOTER MOPED

ME 7 TEEN™ | ME 1™ | ME 5™ | MO 90™



Racetec™

RR SLICK

NEW

The most recent product for professional racing in the RR family, developed and tested in racetracks and road races

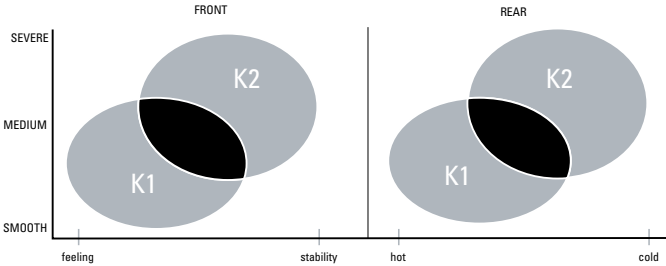
- Higher front profile increasing handling, contact feeling and grip at high lean angle.
- New 2-plyes aramid front structure, in conjunction with patented METZELER 0° steel belt, increasing stability and riding precision.
- /60 section ratio for rear sizes allows reaching a higher lean angle and adding more rubber on the ground during every lean.
- New compounds focusing on delivering top notch grip and consistent performances in a wide range of tarmacs and temperature.

K1 = Soft
K2 = Medium

FRONT SIZE	COMPOUND	NOTE
17 120/70 R 17 NHS TL	K1	new
120/70 R 17 NHS TL	K2	new

REAR SIZE	COMPOUND	NOTE
17 180/60 R 17 NHS TL	K1	new
180/60 R 17 NHS TL	K2	new
200/60 R 17 NHS TL	K1	new
200/60 R 17 NHS TL	K2	new

TL = Tubeless
NHS = Not for Highway Service



Note: Temperature information is measured on track surface. Compound choice can vary depending on bike setup and riding style. Please check with your dealer or racing service.



Racetec™

RR COMPK SLICK

NEW

The most recent product for leisure and training race-track riding in the RR family

- New profiles enhancing grip and handling thanks to higher contour and increased contact patch when leaning.
- Dedicated compound improving durability, cold-tearing resistance and performance consistency.
- High structural solidity, for more stability, precision and contact feedback.

FRONT SIZE	NOTE
17 120/70 R 17 NHS TL	new

REAR SIZE	NOTE
17 180/60 R 17 NHS TL	new
200/55 R 17 NHS TL	new

TL = Tubeless
NHS = Not for Highway Service

Racetec™

RAIN

NHS competition tyre designed for rainy weather

- Tread pattern design for improved water drainage and contact feeling at all lean angles.
- Blocks tread pattern design, featuring a specific Supermoto compound.
- Latest generation of Silica compounds for chemical grip on wet and fast warm-up.

FRONT SIZE	COMPOUND	NOTE
16,5 120/75 R 420 NHS TL	K1 - Supermoto	
17 120/70 R 17 NHS TL	K1	

REAR SIZE	COMPOUND	NOTE
17 160/60 R 17 NHS TL	K1	BLOCK
180/55 R 17 NHS TL	K2	
190/60 R 17 NHS TL	K1	

Supermoto oriented application - Block pattern

TL = Tubeless
NHS = Not for Highway Service



K1 = Soft
K2 = Medium



Racetec™

UPGRADED

SM

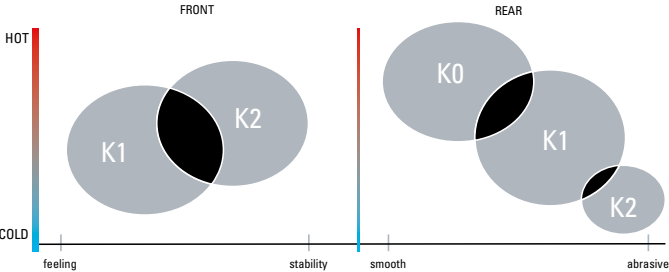
Racetec line tyre specialized for “Supermoto”.
Advanced racing compounds and profile for the most effective straight and sideways riding

- New 125/75 17 front tyre size, with a lower profile to enhance motorcycle agility and riding confidence
- 16,5” front tyres: structure with increased flexibility for better contact feeling, and new K2 softer compound increasing grip and versatility
- New rear with grooves and marks added to the tread providing increased grip and mechanical traction on the dirty parts of the track
- Compounds, profiles and structures specifically tailored for Supermoto riding

FRONT SIZE	COMPOUND	NOTE
16,5 125/75 R 420 NHS TL	K1	
125/75 R 420 NHS TL	K2	
17 125/75 R 17 NHS TL	K1	new
125/75 R 17 TL NHS	K2	new

REAR SIZE	COMPOUND	NOTE
17 165/55 R 17 NHS TL	K0	new
165/55 R 17 NHS TL	K1	new
165/55 R 17 NHS TL	K2	new

TL = Tubeless



Note: Temperature information is measured on track surface. Compound choice can vary depending on bike setup and riding style. Please check with your dealer or racing service.

Racetec™

RR

Feel the RRace, feel the RRoAd

- Dual Compound rear
- ‘in brackets’ (W) speed index on all compound specs
- Racing grip all the time, thanks to compound versatility across a wider range of temperatures and tarmac surfaces
- Performance consistency given until the last mile

K1 = Soft
K2 = Medium
K3 = Hard

FRONT SIZE	COMPOUND	NOTE
17 120/70 ZR 17 M/C (58W) TL	K1	
120/70 ZR 17 M/C (58W) TL	K2	
120/70 ZR 17 M/C (58W) TL	K3	

REAR SIZE	COMPOUND	NOTE
17 160/60 ZR 17 M/C (69W) TL	K2	
160/60 ZR 17 M/C (69W) TL	K3	
180/55 ZR 17 M/C (73W) TL	K2	
180/55 ZR 17 M/C (73W) TL	K3	
180/60 ZR 17 M/C (75W) TL	K1	
180/60 ZR 17 M/C (75W) TL	K2	
190/50 ZR 17 M/C (73W) TL	K3	
190/55 ZR 17 M/C (75W) TL	K3	
200/55 ZR 17 M/C (78W) TL	K1	
200/55 ZR 17 M/C (78W) TL	K2	
200/55 ZR 17 M/C (78W) TL	K3	

TL = Tubeless



MCN (UK) – ‘Tyre of the year’ award 2015

Motorcycle News Senior Road Tester Michael Neeves explained, “The METZELER RACETEC™ RR tyres stood up to the toughest of MCN tests. We pushed them to limit on track and on the road and they handled everything we threw at them with ease. It’s a truly fantastic tyre that has the ability to transition from road to track.”

Bruce Dunn, MCN (UK) – Issue 5/2015

“These RACETEC RRs feel good straight away and have neutral steering. They warm up quickly and give enough confidence after just one lap to let you push. After two laps they’re ready to be pushed even harder. There’s no movement from the back tyre, even hard on the power. The front gives you the confidence to make precise and accurate turns and enough feel to trail the brakes deep into turns – traits usually reserved for full-on racing tyres. High-speed stability is excellent, even under the HP4’s brutal acceleration through the gears. It’s a truly fantastic tyre that has the ability to transition from road to track”

Properties	Effect	Consumer Use
High flexibility polymers	Adapt to tarmac micro-texture	Grip in all conditions
Combined stiffness structure	Differentiated behavior between crown and sidewall	Precision & Stability
Homogeneous rubber matrix	Resistance to abrasion	Performance consistency



SPORTEC™ M5 INTERACT™

The perfect all-round Supersport tyre

FRONT SIZE	SPECIAL VERSION	NOTE
17 110/70 R 17 M/C 54H TL	KTM 390 Duke	
110/70 ZR 17 M/C 54W TL		
120/60 ZR 17 M/C (55W) TL		
120/70 ZR 17 M/C (58W) TL		

REAR SIZE	SPECIAL VERSION	NOTE
17 150/60 R 17 M/C 66H TL	KTM 390 Duke	
150/60 ZR 17 M/C 66W TL		
160/60 ZR 17 M/C (69W) TL		
170/60 ZR 17 M/C (72W) TL		
180/55 ZR 17 M/C (73W) TL		
190/50 ZR 17 M/C (73W) TL		
190/55 ZR 17 M/C (75W) TL		
200/50 ZR 17 M/C (75W) TL		

TL = Tubeless



SPORTEC M3™

Proven radial tyre developed for performance bikes

FRONT SIZE	SPECIAL VERSION	NOTE
16 130/70 ZR 16 M/C (61W) TL		
17 120/70 ZR 17 M/C (58W) TL		
120/70 ZR 17 M/C (58W) TL (E)	BMW K1300S	

REAR SIZE	SPECIAL VERSION	NOTE
17 160/60 ZR 17 M/C (69W) TL		
180/55 ZR 17 M/C (73W) TL		
190/50 ZR 17 M/C (73W) TL		
190/55 ZR 17 M/C (75W) TL (E)	BMW K1300S / R	

TL = Tubeless

SPECIAL VERSION

Front E 120/70 ZR 17 M/C (58W) TL. **BMW** K1300S.
Rear E 190/55 ZR 17 M/C (75W) TL. **BMW** K1300R, K1300S.

Sportec™ M7RR

Wet roads, dry roads.
Just ride it. Engineered to empower true riders

- Dedicated to all riders with a sporty riding style, looking for grip in any road condition, weather and temperature.
- Completely new profiles, structure materials, compounds and tread pattern.
- Introducing a new concept of water drainage and contact feeling.
- Dual-compound rear, combined with INTERACT™ technology and High silica compounds
- Profiles and structure derived from our experience in Road Racing activity

FRONT SIZE	SPECIAL VERSION	NOTE
17 110/70 ZR 17 M/C 54W TL		
120/60 ZR 17 M/C (55W) TL		
120/70 ZR 17 M/C (58W) TL (M)		

REAR SIZE	SPECIAL VERSION	NOTE
17 150/60 ZR 17 M/C 66W TL		
160/60 ZR 17 M/C (69W) TL		
180/55 ZR 17 M/C (73W) TL		
190/50 ZR 17 M/C (73W) TL		
190/55 ZR 17 M/C (75W) TL		
200/55 ZR 17 M/C (78W) TL		

TL = Tubeless



Motorrad (DE) Testwinner - Issue: 11/2014
“...over the course of the kilometers the tyre keeps its great characteristics. With the SPORTEC™ M7 RR Metzeler gets back into the fight. It convinces in everyday use...”

Issue: 10/2014

MOTO ET MOTARDS
France

“...Generally the tyre is very good on dry or on wet but rarely excels on both. Sportec M7 RR is good everywhere! Best lap times on dry, on wet, its victory is indisputable and it appears as the most successful tyre and especially the most complete of our test. Our favorite if you want to ride serenely on road but also if you want to go fast on track!...”



Properties	Effect	Consumer Use
Racing derived profiles	Quick acquisition of lean angle	Sporty and agile handling
Dual compounds	Differentiated behavior	Increased mileage
High silica compounds	Chemical grip on wet	Contact feeling in all conditions
High stiffness structure	Reduced structure deformation	Reactive feedback



NEW

ROADTEC™
01

- The Sport Touring world is changing: Take the Road with ROADTEC™ 01.**
- Increased grip on a wider range of tarmac/weather conditions thanks to the new tread design with high transversal degree and the improved compounds
 - Larger and shorter contact patch and dual compound layout increasing rear tyres mileage
 - METZELER patented Interact system working in conjunction with tyre structure to ensure riding stability, comfort and precision
 - HWM version available for specific motorcycles, see METZELER website for details

FRONT SIZE	SPECIAL VERSION	NOTE
17 120/60 ZR 17 M/C (55W) TL		new
120/70 ZR 17 M/C (58W) TL		new
120/70 ZR 17 M/C (58W) TL HWM		new
19 110/80 R 19 M/C 59V TL		new
120/70 ZR 19 M/C 60W TL		new

REAR SIZE	SPECIAL VERSION	NOTE
17 150/70 R 17 M/C 69V TL		new
160/60 ZR 17 M/C (69W) TL		new
170/60 ZR 17 M/C 72W TL		new
180/55 ZR 17 M/C (73W) TL		new
180/55 ZR 17 M/C (73W) TL HWM		new
190/50 ZR 17 M/C (73W) TL		new
190/50 ZR 17 M/C (73W) TL HWM		new
190/55 ZR 17 M/C (75W) TL		new
18 190/55 ZR 17 M/C (75W) TL HWM		new

TL = Tubeless



Properties	Effect	Consumer Use
High transversal degree tread design	Increased mechanical grip	More safety when riding also on difficult surfaces
Larger and shorter contact patch	Reduced tyre consumption	Ride longer, ride farther
Improved compounds solutions	Reduce tyre consumption, grip where it matters	Ride longer, ride safer
Tuning of structural elements	Balanced stiffness/flexibility across tyre contour	Stability, precision and predictability in riding



ROADTEC™ Z8 INTERACT™

Excellence on wet roads.
Water won't catch you unprepared

- INTERACT™ Technology with three zone steel string tension layout that enhances ride enjoyment: High Mileage and Safety Feeling when cornering.
- Dual compound on rear (M) and (O) special version, with five zone steel string tension layout provide the best wet performance in the Sport Touring segment.
- Riding easiness, Predictability, Neutrality in maneuvers.
- CMT (contour Modeling Technology) delivers more intuitive and effective handling characteristics.
- π shaped tread pattern design provides improved water drainage, safety on wet and modern look.



Motorrad (DE) Testwinner
Issue: 12/2015

"The Metzeler mixture makes it possible. Top performance on country roads, combined with class riding characteristics in the rain and crowned by the least wear in the test. That's what winners look like."

FRONT SIZE	SPECIAL VERSION	NOTE
17 110/70 ZR 17 M/C 54W TL (M)		
120/60 ZR 17 M/C (55W) TL (M)		
120/70 ZR 17 M/C (58W) TL		
120/70 ZR 17 M/C (58W) TL (M)		
120/70 ZR 17 M/C (58W) TL (E)	Honda Integra NC700 / X / S	
18 110/80 ZR 18 M/C (58W) TL (M)		
120/70 ZR 18 M/C (59W) TL (M)		

REAR SIZE	SPECIAL VERSION	NOTE
17 150/70 ZR 17 M/C (69W) TL (M)		
160/60 ZR 17 M/C (69W) TL	Honda Integra NC700 / X / S	
160/60 ZR 17 M/C (69W) TL (M)		
170/60 ZR 17 M/C (72W) TL (M)		
180/55 ZR 17 M/C (73W) TL (C)	Yamaha FJR 1300, BMW R1200R/RT	
180/55 ZR 17 M/C (73W) TL (M)		
180/55 ZR 17 M/C (73W) TL (O)	2 Plies	
180/55 ZR 17 M/C (73W) TL (K)	BMW K1300GT	
190/50 ZR 17 M/C (73W) TL (M)		
190/50 ZR 17 M/C (73W) TL (O)	2 Plies	
190/55 ZR 17 M/C (75W) TL (C)	BMW K1600 GT / GTL	
190/55 ZR 17 M/C (75W) TL (M)		
190/55 ZR 17 M/C (75W) TL (O)	2 Plies	
18 140/70 ZR 18 M/C (67W) TL (M)		
160/60 ZR 18 M/C (70W) TL (M)		

TL = Tubeless

SPECIAL VERSION

Front E 120/70 ZR 17 M/C (58W) TL. Different tyre profile developed for enhanced handling. **Honda** Integra NC700, NC700S, NC700X.
Front F 120/70 ZR 17 M/C (58W) TL. Different Construction for improved stability. **Honda** CB650F.
Rear C 180/55 ZR 17 M/C (73W) TL. 2 plies Rayon for improved stability. **Yamaha** FJR 1300 **BMW** R1200R/RT.
Rear F 180/55 ZR 17 M/C (73W) TL. Different Construction for improved stability. **Honda** CB650F.
Rear K 180/55 ZR 17 M/C (73W) TL (O). Stiffer Construction for improved stability. **BMW** K1300 GT.
Rear C 190/55 ZR 17 M/C (75W) TL. 2 plies Rayon for improved stability. **BMW** K 1600 GT/GTL.

ROADTEC™ Z6

Sport-Touring radial tyre delivering performance in all-weather conditions

FRONT SIZE	SPECIAL VERSION	NOTE
17 120/70 ZR 17 M/C (58W) TL		

REAR SIZE	SPECIAL VERSION	NOTE
17 160/60 ZR 17 M/C (69W) TL		
160/70 ZR 17 M/C 73W TL		
170/60 ZR 17 M/C (72W) TL		
180/55 ZR 17 M/C (73W) TL		
190/50 ZR 17 M/C (73W) TL		
18 160/60 ZR 18 M/C (70W) TL		

TL = Tubeless



Others in range:

ROADTEC™ Z6 INTERACT™, ME Z4™, ME Z2™

SIZE	SPECIAL VERSION	NOTE
Roadtec Z6 Interact		
FRONT 120/70 ZR 17 M/C (58W) TL	Yamaha NJ6 N/F	
REAR 160/60 ZR 17 M/C (69W) TL	Yamaha NJ6 N/F	
ME Z4		
FRONT 110/70 R 17 M/C 54H TL	Triumph Bonneville	
ME Z2		
REAR 130/80 R 17 65H TL	Triumph Bonneville/Truxton	



SPECIAL VERSION
Front T 110/80 - 18 M/C 58H TL
Modified casing for higher self damping characteristics and stability.
Triumph Speedmaster.

LASERTEC™

Heritage tread pattern and modern technological solutions to enhance style and performance of the motorcycle

- “Sport Touring” carcass design with lighter, more resistant Polyester fibre, giving higher comfort and improving handling.
- “Classic” tread pattern design ensuring effective water dispersal for safe wet riding and wear regularity with long lasting mileage.

FRONT SIZE	SPECIAL VERSION	NOTE
16 100/90 - 16 M/C 54H TL		
110/90 - 16 M/C 59V TL		
120/80 VB 16 M/C (60V) TL		
17 100/80 - 17 M/C 52S TL		
110/70 - 17 M/C 54H TL		
110/80 - 17 M/C 57H TL		
110/80 V 17 M/C (57V) TL		
120/70 - 17 M/C 58V TL		
18 90/90 - 18 M/C 51H TL		
100/90 - 18 M/C 56H TL		
100/90 V 18 M/C (56V) TL		
110/80 - 18 M/C 58H TL		
110/80 V 18 M/C (58V) TL		
110/90 V 18 M/C (61V) TL		
19 3.25 - 19 M/C 54H TL		
3.25 - 19 M/C 54V TL		
3.50 - 19 M/C 57H TL		
100/90 - 19 M/C 57H TL		
100/90 - 19 M/C 57V TL		
110/90 - 19 M/C 62H TL		
21 90/90 - 21 M/C 54H TL		

REAR SIZE	SPECIAL VERSION	NOTE
15 130/90 - 15 M/C 66S TL		
16 130/90 - 16 M/C 67V TL		
150/80 VB 16 M/C (71V) TL		
17 130/70 - 17 M/C 62S TL		
130/70 - 17 M/C 62H TL		
130/80 - 17 M/C 65H TL		
130/90 - 17 M/C 68V TL		
140/70 - 17 M/C 66H TL		
140/80 B 17 M/C 69V TL		
140/80 VB 17 M/C (69V) TL		
150/70 - 17 M/C 69H TL		
150/70 VB 17 M/C (69V) TL		
160/70 B 17 M/C 73V TL		
18 4.00 - 18 M/C 64V TL		
110/90 - 18 M/C 61H TL		
120/80 - 18 M/C 62H TL		
120/90 - 18 M/C 65H TL		
120/90 - 18 M/C 65V TL		
130/70 - 18 M/C 63H TL		
130/80 V 18 M/C (66V) TL		

TL = Tubeless

SPORTec™ Klassik

NEW SIZES

Combining classic Metzeler sport design and sizes with up-to-date performances, SPORTEC KLASSIK represents the perfect companion for owners of motorcycles belonging between the seventies and the nineties, be them original, restored or customized

- Modern compound solutions enhance chemical grip, while the optimized tread design ensures maximum water evacuation from the contact patch. Tread groove layout provides significantly increased grip even when in lean on slippery surfaces.
- Firm structure designed for optimal balance with tread pattern, providing higher stability during acceleration, braking and cornering. Also increases damping to filter road irregularities.
- New tread groove layout and geometry combined with the new compound ensure improved lasting performance over an increased tyre life, resulting in top quality riding until the last kilometer.

FRONT SIZE	SPECIAL VERSION	NOTE
17 100/80 - 17 M/C 52S TL		new
110/70 - 17 M/C 54H TL		
110/80 V 17 M/C (57V) TL		
18 100/90 V 18 M/C (56V) TL		
110/90 V 18 M/C (61V) TL		
19 100/90 - 19 M/C 57V TL		
3.25 - 19 M/C 54V TL		

REAR SIZE	SPECIAL VERSION	NOTE
17 130/70 - 17 M/C 62H TL		
130/70 - 17 M/C 62S TL		new
140/70 - 17 M/C 66H TL		new
130/80 - 17 M/C 65H TL		
130/90 - 17 M/C 68V TL		
140/80 VB 17 M/C (69V) TL		
18 120/90 - 18 M/C 65V TL		
4.00 - 18 M/C 64V TL		

TL = Tubeless



Properties	Effect	Consumer Use
New compound	Chemical grip on wet surfaces	Increased safety feeling on wet tarmac
Firm structure balanced with tread pattern	Higher stability and dampening in all riding situations	Improved riding precision and comfort
Tread design and grooves geometry	High land-to-sea ratio and increased wear regularity	Higher mileage and performance consistency for the entire tyre's lifecycle



METZELER CLASSIC

- Classic tread patterns dedicated to medium-small capacity motorcycles, providing great performance and optimum visual fitment
- Tyre contour with wide curvature for high precision in setting trajectories and providing easy handling.
 - Specific tread design with dedicated groove geometry for great water drainage, very high mileage and constant performance.
 - Good grip in dry as well as in wet conditions, with high skid resistance.

ME 22™

FRONT SIZE	SPECIAL VERSION	NOTE
17 2.50 - 17 43P Reinf		
2.75 - 17 47P Reinf		
3.00 - 17 M/C 50P Reinf		
18 2.75 - 18 M/C 48P Reinf TL		
3.00 - 18 M/C 52P .Reinf TL		
3.25 - 18 59P Reinf		
3.50 - 18 62P Reinf		

TL = Tubeless

REAR SIZE	SPECIAL VERSION	NOTE
18 90/90 - 18 M/C 57P. Reinf		

NEW SIZE

PERFECT ME 77™

FRONT SIZE	SPECIAL VERSION	NOTE
16 110/90 - 16 M/C 59S		
17 60/100 - 17 M/C 33L		new
18 3.50 - 18 56S TL		
90/100 - 18 M/C 54S	Honda SR400	

REAR SIZE	SPECIAL VERSION	NOTE
15 130/90 - 15 M/C 66S TL		
140/90 - 15 M/C 70S		
16 4.60 - 16 59S TL		
110/90 - 16 M/C 59S TL		
120/90 - 16 M/C 63H TL		
130/90 - 16 M/C 67S TL		
18 3.00 - 18 M/C 47S TL		
3.50 - 18 56S		
4.00 - 18 64H TL		
4.10 - 18 60H TL		
110/90 - 18 M/C 61S	Honda SR400	
19 3.50 - 19 57S TL		

TL = Tubeless



PERFECT ME 11™

FRONT SIZE	SPECIAL VERSION	NOTE
18 3.25 - 18 52H		
90/90 - 18 M/C 51H TL		
19 3.00 - 19 49S		
3.25 - 19 54S TL		

TL = Tubeless



BLOCK™ K

FRONT/REAR SIZE	SPECIAL VERSION	NOTE
18 4.00 - 18 64P		

TL = Tubeless



BLOCK™ C

FRONT/REAR SIZE	SPECIAL VERSION	NOTE
16 2.75 - 16 46P Reinf		
3.25 - 16 55P Reinf		
3.50 - 16 58P Reinf		
2.50 - 16 41P Reinf		
18 3.25 - 18 M/C 52S		
3.50 - 18 56S		
4.00 - 18 64H (C) TOURING SPEC		
19 3.00 - 19 54P Reinf		
3.25 - 19 54P		
3.50 - 19 57P		

TL = Tubeless





NEW SIZE

ME 888 MARATHON™ ULTRA WHITEWALL

Exclusive stylish cross-ply tyre enhancing aesthetics of cruisers and tourers motorcycles while retaining all of the renowned ME 888 MARATHON ULTRA performances.

- Carefully polished whitewall tyre enhancing look and uniqueness of heavy tourers and cruisers.
- Ultra high mileage and performance consistency throughout entire tyre's life.
- Wide sizes range covering even more motorcycles.

FRONT SIZE	SPECIAL VERSION	NOTE
16 130/90 - 16 M/C 67H TL	White Wall	
MT90 B 16 M/C 72H TL	White Wall	
17 130/80 B 17 M/C 65H TL	White Wall	
19 100/90 - 19 M/C 57H TL	White Wall	
21 MH90 - 21 M/C 54H TL	White Wall	
120/70 B 21 M/C 68H TL Reinf	White Wall	new

REAR SIZE	SPECIAL VERSION	NOTE
15 170/80 B 15 M/C 77H TL	White Wall	
16 130/90 B 16 M/C 73H Reinf TL	White Wall	
140/90 B 16 M/C 77H Reinf TL	White Wall	
150/80 B 16 M/C 77H Reinf TL	White Wall	
180/65 B 16 M/C 81H Reinf TL	White Wall	
MT90 B 16 M/C 74H TL	White Wall	
MU85 B 16 M/C 77H TL	White Wall	

TL = Tubeless



NEW SIZES

ME 888 MARATHON™ ULTRA

You have ridden a long way.
Now ride farther

- Ultra high mileage coupled with METZELER performance and handling.
- Specifically designed for Custom Touring bikes.
- Technology offering consistent performance throughout the tyre's life.
- Outstanding high and low speed stability and smooth handling.
- Now available in 23" front for motorcycles customization purposes.

FRONT SIZE	SPECIAL VERSION	NOTE
16 130/90 - 16 M/C 67H TL		
150/80 - 16 M/C 71H TL		new
MT90 B 16 M/C 72H TL		
17 120/70 B 17 M/C 58V TL		new
130/80 B 17 M/C 65H TL		
18 130/70 B 18 M/C 63H TL		
130/70 R 18 M/C 63H TL		Honda GoldWing
19 100/90 - 19 M/C 57H TL		
110/90 - 19 M/C 62H TL		new
130/60 B 19 M/C 61H TL		new
21 MH90 - 21 M/C 54H TL		
90/90 - 21 M/C 54H TL		
120/70 B 21 M/C 68H TL Reinf		new
23 130/60 B 23 M/C 65H TL		
26 120/55 R26 M/C 67H Reinf TL		

REAR SIZE	SPECIAL VERSION	NOTE
15 140/90 B 15 M/C 70H TL		
170/80 B 15 M/C 77H TL		
180/70 B 15 M/C 76H TL		new
16 130/90 B 16 M/C 73H Reinf TL	MBS	
140/90 B 16 M/C 77H Reinf TL		
150/80 B 16 M/C 77H Reinf TL	MBS	
170/70 B 16 M/C 75H TL	Yamaha Midnight Star	
180/60 R 16 M/C 74H TL	Honda GoldWing	
180/60 R 16 M/C 80H TL Reinf	L.I. For Victory	new
180/65 B 16 M/C 81H Reinf TL	MBS	
200/60 R 16 M/C 79V TL		new
MT90 B 16 M/C 74H TL	MBS	
MU85 B 16 M/C 77H TL	MBS	
17 160/70 B 17 M/C 79V Reinf TL		
180/60 B17 M/C TL 75V		new
200/55 R 17 M/C 78V TL		new
17 150/70 B 18 M/C 76H Reinf TL		new
180/55 ZR 18 M/C (74W) TL		new
180/55 B 18 M/C 80H TL Reinf	MBS	new
200/50 R 18 M/C 82H TL Reinf		new
240/40 VR 18 M/C (79V) TL		new

TL = Tubeless





ME 880 MARATHON™

Premium line dedicated to cruiser and heavy touring bikes, featuring high-tech construction

- Radial and bias-ply replacement sizes for V-Twin, metric cruiser and custom bikes.
- Soft compound for high grip allowing to exploit great torque output with total control.
- Machine-specific carcass construction for exceptional riding comfort and stability at all speeds, even under heavy load.
- Tread pattern design with offset central groove's alignment providing high mileage for never-ending riding fun.

FRONT SIZE	SPECIAL VERSION	NOTE
16 130/90 - 16 M/C 67H TL		
150/80 R 16 M/C 71H TL		Radial
150/80 R 16 M/C 71V TL		Radial
150/80 - 16 M/C 71H TL	WW	
17 120/70 R 17 M/C 58V TL		Radial
120/80 - 17 M/C 61V TL		
130/70 R 17 M/C 62V TL		Radial
140/75 R 17 M/C 67V TL		Radial
140/75 ZR 17 M/C 67W TL		ZR
140/80 - 17 M/C 69H TL		
150/80 - 17 M/C 72H TL		
150/80 R 17 M/C 72V TL		Radial
18 100/90 - 18 M/C 56H TL		
110/90 - 18 M/C 61H TL		
120/70 ZR 18 M/C (59W) TL		ZR
120/90 B 18 M/C 65H TL		MBS
130/60 VR 18 M/C (60V) TL		Radial
130/70 R 18 M/C 63V TL		Radial
140/70 B 18 M/C 73H Reinf		MBS
100/90 - 19 M/C 57H TL	Triumph Speedmaster	
120/70 ZR 19 M/C 60W TL	Triumph Thunderbird	ZR
19 120/70 ZR 19 M/C (60W) TL		ZR
21 80/90 - 21 M/C 48H		
120/70 - 21 M/C 62V TL		

SPECIAL VERSION

Front H 130/70 R 18 M/C 63H TL. Modified casing for more comfort and stability. **Honda** Honda VTX 1800.

REAR SIZE	SPECIAL VERSION	NOTE
15 140/80 B 15 M/C 67H TL		MBS
150/80 B 15 M/C 70V TL		MBS
150/90 B 15 M/C 80H Reinf		MBS
160/80 - 15 M/C 74S		
170/80 B 15 M/C 77H TL	Triumph Speedmaster	MBS
200/70 B 15 M/C 82H TL		MBS
16 160/80 B 16 M/C 75H TL		MBS
180/70 R 16 M/C 77H TL		Radial
200/60 R 16 M/C 79V TL		Radial
17 120/90 - 17 M/C 64S		
140/80 B 17 M/C 69V TL		MBS
170/60 R 17 M/C 78V Reinf TL		Radial
200/50 ZR 17 M/C 75W TL		ZR
200/55 R 17 M/C 78V TL		Radial
210/50 ZR 17 M/C (78W) TL		ZR
18 160/60 R 18 M/C 76V Reinf		Radial
180/55 ZR 18 M/C (74W) TL		ZR
200/50 R 18 M/C 76H TL		Radial
200/50 ZR 18 M/C (76W) TL		ZR
210/40 R 18 M/C 73H TL		Radial

TL = Tubeless

ME 880 MARATHON™ XXL

Specially designed for tuning fanatics, ME880 XXL is the highest in demand by custom bike builders by being the unique in having a 0° steel belt construction in these sizes. The ME 880 XXL range offers the best choice to satisfy the imagination of the custom market, perfectly combining the highest level of performance and the coolest style.

- 240 to 300 18" rear sizes, suiting all customization needs.
- High tech performance radial tyre combining performance with outstanding appearance: Wide - Wider - XXL.
- 0° steel belt ensures outstanding dimensional stability for a higher degree of freedom in tuning, making it possible to mount the rear fender extremely close to the tyre.

REAR SIZE	SPECIAL VERSION	NOTE
16 240/50 R 16 M/C 84V TL		XXL
18 240/40 VR 18 M/C (79V) TL		XXL
260/40 VR 18 M/C (84V) TL		XXL
280/35 VR 18 M/C (84V) TL		XXL
300/35 VR 18 M/C (87V) TL		XXL

TL = Tubeless





SPECIAL VERSION
Front U 100/90 - 19 M/C 57H. 2 plies PET for improved stability. **Honda** XL 700V Transalp.
Rear G 130/80 - 17 M/C 65S TL. 2 plies pet + 2 breakers for improved stability. **BMW** 626 Scrambler.

TOURANCE™

Dual Purpose tyre developed and tuned for the big, modern street oriented Enduro bikes

- Improved carcass structures for enhanced straight line stability at high speed with smooth rolling characteristics for long distance journeys.
- High mileage on the street and great traction also on light off-road surfaces thanks to the specific compound.
- Great grip with light and precise handling make riding easier in all-weather condition.

FRONT SIZE	SPECIAL VERSION	NOTE
19 100/90 - 19 M/C 57S		
100/90 - 19 M/C 57H TL		
110/80 R 19 M/C 59V TL		
21 90/90 - 21 M/C 54S		
90/90 - 21 M/C 54H TL		

REAR SIZE	SPECIAL VERSION	NOTE
17 120/90 - 17 M/C 64S		
130/80 - 17 M/C 65S		
130/80 R 17 M/C 65S TL		
130/80 R 17 M/C 65H TL		
140/80 R 17 M/C 69H TL		
150/70 R 17 M/C 69V TL		

TL = Tubeless



Enduro 1, Enduro 2

All-round dual purpose tyre dedicated to on-road riding and light off-road for a wide usage range

- Tread Pattern design with optimized blocks distribution for smooth running performance.
- Compound tuned specifically for high mileage.
- Reliable slip resistance on the road, good power transfer on different surfaces.

Enduro 1

FRONT SIZE	SPECIAL VERSION	NOTE
21 3.00 - 21 51R		

Enduro 2

REAR SIZE	SPECIAL VERSION	NOTE
18 4.00 - 18 64R		

TOURANCE™ NEXT

NEW SIZES

Two tyres, one bike, zero limits.
Setting the standard for enduro street bikes

- Improved wet grip, stability and mileage
- Dual Compound rear sizes
- Ideal choice for the latest generation Adventure touring bikes

FRONT SIZE	SPECIAL VERSION	NOTE
17 120/70 ZR 17 M/C (58W) TL		
19 100/90 - 19 MC 57V TL	Triumph Tiger 800	
110/80 R 19 M/C 59V TL		
110/80 R 19 M/C 59V TL (B)	BMW F700GS	
120/70 R 19 M/C 60V TL	BMW R1200GS	
120/70 R 19 M/C 60W TL	KTM 1190 Adventure	
120/70 R 19 M/C 60V TL (E)	OE Triumph Explorer 2016 new	
21 90/90 - 21 M/C 54V TL		

REAR SIZE	SPECIAL VERSION	NOTE
17 130/80 R 17 M/C 65V TL		
140/80 R 17 M/C 69V TL		
150/70 R 17 M/C 69V TL		
150/70 R 17 M/C 69V TL (B)	BMW F700GS	
160/60 ZR 17 M/C (69W) TL		
170/60 R 17 M/C 72V TL	BMW R1200GS	
170/60 R 17 M/C 72V TL (E)	OE Triumph Explorer 2016 new	
170/60 R 17 M/C 72W TL	KTM 1190 Adventure	
180/55 ZR 17 M/C (73W) TL		
190/55 ZR 17 M/C (75W) TL		

TL = Tubeless



Motorrad (DE) Testwinner - Issue: 5/2013
"...TOURANCE NEXT covers the widest range of all tyres tested. Good behavior in the dry, the best in the wet and the low wear results in position No. 1...At the end the balance is winning..."

Issue: 7-8/2014
MOTO ET MOTARDS
France
"...Confidence on wet, handling, braking performance: the TOURANCE NEXT is at the top of the hierarchy of enduro street tyres..."



SPECIAL VERSION
Front B 110/80 R19 M/C 59V TL. **BMW** F700GS.
Rear B 150/70 R 17 M/C 69V TL. **BMW** F700GS.





Enduro 3 Sahara

Enduro tyre with very good on-road performance dedicated to the globetrotters always looking for fun riding no matter what the terrain is

- Dedicated tread compound perfectly combining safe on-road cornering grip and good off-road traction
- Tread pattern geometry designed for fast self-cleaning: stable and precise trajectories without skidding also on soft, muddy terrains
- Great handling with easy corner entry, stable cornering and high safety margins when riding at the limit

FRONT SIZE	SPECIAL VERSION	NOTE
21 90/90 - 21 M/C 54S		
90/90 - 21 M/C 54H TL		

REAR SIZE	SPECIAL VERSION	NOTE
17 120/90 - 17 M/C 64S		
130/80 - 17 M/C 65S		
130/80 - 17 65T TL		
140/80 - 17 M/C 69H		
18 120/80 - 18 M/C 62S		
140/80 - 18 M/C 70S		
4.00 - 18 64S		

TL = Tubeless

KAROO™ 3

The best companion for your off-road adventures. Dedicated to off road explorer

- Improved Off-Road traction and handling
- 30% more mileage than its predecessor
- Cutting edge tread design lends to improved performance
- Suitable for both light and heavy ENDURO bikes (versatile)

FRONT SIZE	SPECIAL VERSION	NOTE
19 110/80 - 19 M/C 59R TL M+S		
120/70 R 19 M/C 60T TL M+S		
21 90/90 - 21 M/C 54R TL M+S		

REAR SIZE	SPECIAL VERSION	NOTE
17 150/70 - 17 M/C 69R TL M+S		
170/60 R 17 M/C 72T TL M+S		
130/80 - 17 M/C 65R M+S		
140/80 - 17 M/C 69R M+S		
18 140/80 - 18 M/C 70R M+S		
150/70 - 18 M/C 70R M+S		

TL = Tubeless
M+S = Mud + Snow



Properties	Effect	Consumer Use
New Tread Pattern and knobs layout	Footprint area is more uniform and constant	Increased mileage On Road and Off Road
Bigger sized knobs	Knobs are more stable	Stability and reduced vibrations
Differentiated spacing between knobs	Improved footprint area and knobs efficiency	Grip on road and off road traction

6 DAYS EXTREME

ENDURO WORLD CHAMPION 2015

E1
Eero Remes

E2
Antoine Meo

6 Days Extreme **NEW SIZE**

Ultimate ENDURO F.I.M. tyre dominating the ENDURO racing world and developed with factory riders for your most extreme challenges

- High Resistance Polyester carcass-material with X-ply construction for superior structural characteristics and excellent puncture resistance
- Tread blocks distribution and geometry designed to offer outstanding grip and traction both in dry and wet conditions, from soft and loose terrain and hard ground
- 2015 update on tread design increasing wearing and tearing resistance
- Hard and Soft version available for specific races



FRONT SIZE	SPECIAL VERSION	NOTE
21 90/90 - 21 M/C 54M M+S		
90/90 - 21 M/C 54M M+S	Yamaha	
90/90 - 21 M/C 54M M+S	HARD	
90/100 - 21 M/C 57M MST		
90/90 - 21 M/C 54M M+S (K)	KTM EXC MY 2016	new

REAR SIZE	SPECIAL VERSION	NOTE
18 120/90 - 18 M/C 65M M+S		
130/90 - 18 M/C 69M M+S		
140/80 - 18 M/C 70M M+S		
140/80 - 18 M/C 70M M+S (S)	Soft	

M+S = Mud + Snow

MST = Multi Service Tyre

RACE TYPOLOGY

	Indoor & Extreme Enduro	Soft (sand, mud)	Mid Soft (soil, grass, sandy)	Mid Hard (loose surface, dry, solid)	Hard (stone, rocky)
FRONT	6 DAYS EXTREME/EXTREME HARD	6 DAYS EXTREME	6 DAYS EXTREME	6 DAYS EXTREME	6 DAYS EXTREME HARD
REAR	6 DAYS EXTREME SOFT	6 DAYS EXTREME	6 DAYS EXTREME	6 DAYS EXTREME	6 DAYS EXTREME

MCE 6 DAYS EXTREME MINI

The first professional set dedicated to young Enduro Riders

- Carcass tailored on Mini Enduro bikes features for a perfect balance between weight and performance.
- Racing compound ensures improved mechanical resistance for the best grip on different terrains.

FRONT SIZE	SPECIAL VERSION	NOTE
21 80/90 - 21 M/C 48M M+S		

REAR SIZE	SPECIAL VERSION	NOTE
18 110/80 - 18 M/C 58M M+S		

M+S = Mud + Snow

MST = Multi Service Tyre



MC 4™

Motocross competition tyre for enhanced performance tuned for soft to medium terrains

- Excellent lateral stability and fast cornering, carving precise trajectories thanks to the intersected shoulder blocks
- Superb traction especially on soft, loose terrains for great accelerations out of corners
- Tread compound optimized for soft grounds featuring great stability especially when hard braking

FRONT SIZE	SPECIAL VERSION	NOTE
21 80/100 - 21 51R		

REAR SIZE	SPECIAL VERSION	NOTE
18 100/100 - 18 (59) NHS		
110/100 - 18 (64) NHS		
19 100/90 - 19 (57) NHS		
110/90 - 19 (62) NHS		

NHS = Not for Highway Service



MC 5™

All-round motocross competition tyre tuned for “intermediate” terrains

- Great braking performance for late and hard braking entering into corner with high stability.
- Strongly reinforced half shoulder blocks: maximized traction on different terrains ensuring effective acceleration even at full lean.
- Great control when sliding into corners thanks to progressive contact feeling.

FRONT SIZE	SPECIAL VERSION	NOTE
21 80/100 - 21 M/C 51R		

REAR SIZE	SPECIAL VERSION	NOTE
18 100/100 - 18 (59) NHS		
110/100 - 18 (64) NHS		
120/100 - 18 (68) NHS		
19 100/90 - 19 (57) NHS		
110/90 - 19 (62) NHS		

NHS = Not for Highway Service



MC 6™

Motocross competition tyre for enhanced performance tuned for medium-hard to rocky terrains

- Tread pattern design optimized for great grip on medium-hard grounds, with reduced skidding even riding on stones or watered tracks
- Good self-damping allowing great trajectory precision, “flying” over stones and obstacles
- Maximum contact feeling in all conditions for constant grip during hard accelerations

FRONT SIZE	SPECIAL VERSION	NOTE
21 80/100 - 21 M/C 51R		

REAR SIZE	SPECIAL VERSION	NOTE
18 110/100 - 18 (64) NHS		
19 110/90 - 19 (62) NHS		

NHS = Not for Highway Service

UNICROSS™

All-terrain motocross tyre, developed for excellent performance covering a large spectrum of off road surfaces

- Complete range DOT approved therefore suitable for road use and particularly suited for Enduro training.
- High traction and adaptability in every condition, powering out of corners or climbing steep hills with great feedback and control.
- Total lateral traction for great fun carving into corners, great knob resistance and damping.



FRONT SIZE	SPECIAL VERSION	NOTE
21 0/90 - 21 M/C 54M M+S		

REAR SIZE	SPECIAL VERSION	NOTE
18 120/90 - 18 M/C 65M M+S		

M+S = Mud + Snow

Mousse

METZELER mousse has been developed to replace the inner tubes in off-road tyres. “Solid” rubber inner tubes for off-road competition for use in METZELER tyres. When fitted, a METZELERMousse of the corresponding size, provides an equivalent inflation pressure to 0.7bar +/-0.1. This means that particular attention has to be given to the tuning of the suspension system. METZELER mousse are marked NHS meaning they must not be used on public roads. When fitting a mousse, the mounting lubricant gel must be spread completely inside the tyre, avoiding the beads. METZELER mousse which are available are 18”, 19” and 21”, plus the associated lubricant fitting gel.



FRONT SIZE	SPECIAL VERSION	NOTE
21”MOUSSE 21 A/I		
MOUSSE 21 A/I E		

REAR SIZE	SPECIAL VERSION	NOTE
18” MOUSSE 18 E/I		
19 MOUSSE 19 C/I		

Gel

DESCRIPTION
BOX of 12 GEL Tube 60g
GEL TUB 1 Kg



FEELFREE™

The ultimate generation of sport-touring tyre for high performance scooters, meeting the highest standards of performance and safety

- Optimized wet performance, thanks to a high contact area and a dedicated contour to provide high-speed stability, outstanding cornering behaviour and excellent handling.
- Excellent riding comfort, long mileage, even wear thanks to the compound and tread pattern design based on the concepts of METZELER motorcycle sport-touring tyres.
- The perfect premium fitment for the actual hi-performance scooters of all the main manufacturers.

Radial

FRONT SIZE	SPECIAL VERSION	NOTE
14 120/70 - 14 M/C 55H TL		
15 120/70 - 15 M/C 56H TL		

REAR SIZE	SPECIAL VERSION	NOTE
14 160/60 - 14 M/C 65H TL		
15 160/60 - 15 M/C 67H TL		
16 130/70 - 16 M/C 61S TL		

TL = Tubeless

X-Ply

FRONT SIZE	SPECIAL VERSION	NOTE
12 110/90 - 12 64P TL		
120/70 - 12 51P TL		
13 110/70 - 13 M/C 48P TL		
110/90 - 13 M/C 56P TL		
14 90/90 - 14 M/C 46P TL		
120/70 - 14 M/C 55S TL		
120/80 - 14 M/C 58S TL		
15 120/70 - 15 M/C 56S TL		
16 100/80 - 16 M/C 50P TL		
110/70 - 16 M/C 52P TL		
110/70 - 16 M/C 52S TL		

REAR SIZE	SPECIAL VERSION	NOTE
12 130/70 - 12 62P Reinf TL		
140/70 - 12 65P Reinf TL		
13 130/70 - 13 M/C 63P Reinf TL		
150/70 - 13 M/C 64S TL		
14 100/90 - 14 M/C Reinf TL 57P		
140/70 - 14 M/C 68P Reinf TL		
140/60 - 14 M/C 64P Reinf TL		
150/70 - 14 M/C 66S TL		
16 120/80 - 16 M/C 60P TL		
130/70 - 16 M/C 61P TL		
130/70 - 16 M/C 61S TL		
130/80 - 16 M/C 64P TL		
140/70 - 16 M/C 65P TL		

TL = Tubeless

FEELFREE™ WINTEC

The industry's first cold weather tyre designed for safer winter scooter riding

- New replacement sizes for several common 50-250cc scooters.
- "Cold and wet" high performance compound: excellent grip in wet and cold conditions, no matter the outside temperature.
- Sipes Application for fast warm up and incredible contact feeling.
- Tread design with motorcycle tyre technology developed for enhanced drainage and wet safety feeling.

Radial

FRONT SIZE	SPECIAL VERSION	NOTE
14 120/70 R 14 M/C 55H M+S TL		
15 120/70 R 15 M/C 56H M+S TL		

REAR SIZE	SPECIAL VERSION	NOTE
14 160/60 R 14 M/C 65H M+S TL		
15 160/60 R 15 M/C 67H M+S TL		
16 130/70 R 16 M/C 61P M+S TL		

M+S = Mud + Snow

TL = Tubeless

X-Ply

FRONT SIZE	SPECIAL VERSION	NOTE
12 120/70 - 12 51P M+S TL		
13 110/70 - 13 M/C 48P M+S TL		
130/60 - 13 M/C 53P M+S TL		
14 120/80 - 14 M/C 58S M+S TL		
15 120/70 - 15 M/C 56P M+S TL		
16 100/80 - 16 M/C 50P M+S TL		
110/70 - 16 M/C 52P M+S TL		

REAR SIZE	SPECIAL VERSION	NOTE
12 130/70 - 12 M/C 62P M+S Reinf TL		
13 130/60 - 13 M/C 60P M+S Reinf TL		
150/70 - 13 M/C 64S M+S TL		
14 140/70 - 14 M/C 68P M+S Reinf TL		
140/60 - 14 M/C 64P M+S Reinf TL		
16 120/80 - 16 M/C 60P M+S TL		
130/70 - 16 M/C 61P M+S TL		

M+S = Mud + Snow

TL = Tubeless



For more info see [metzeler.com](https://www.metzeler.com)